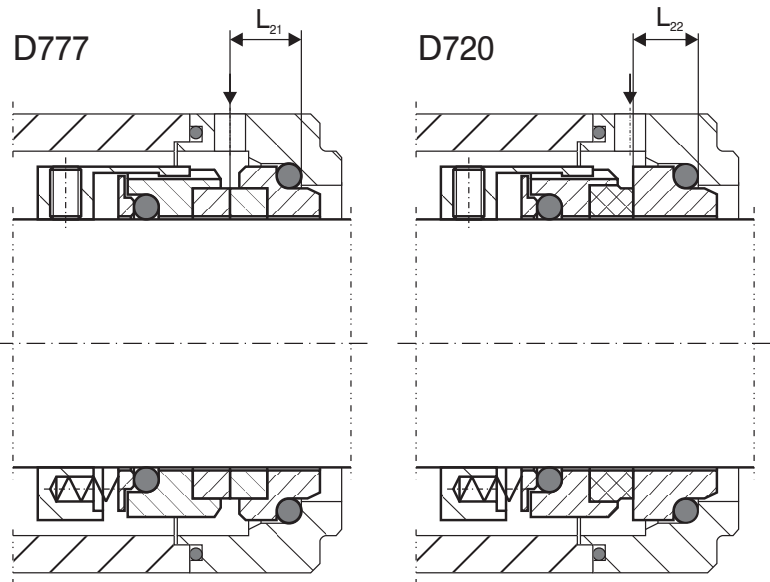
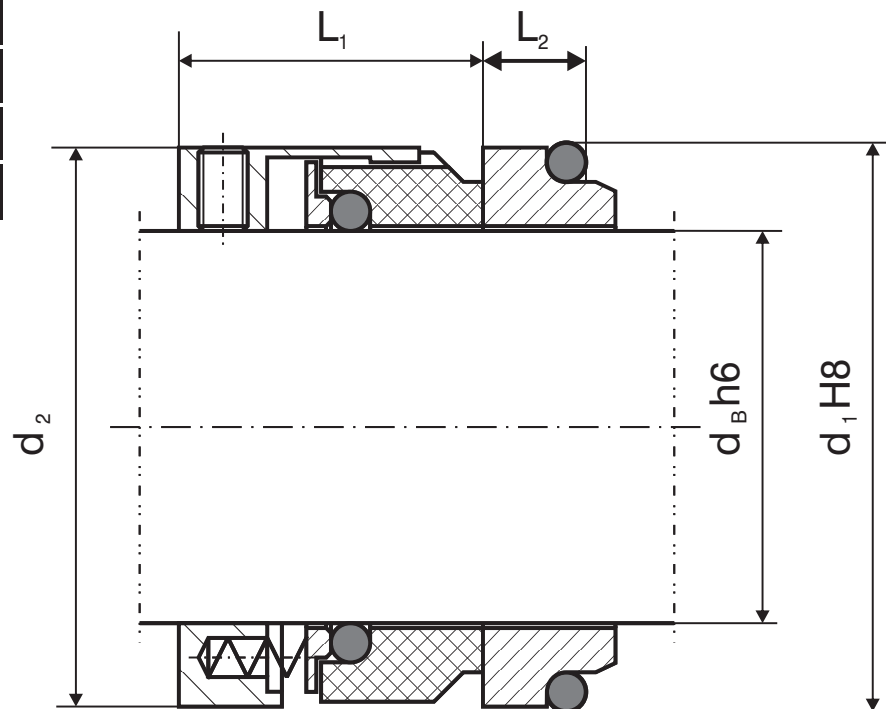


D700

единично
механично
уплътнение



ЗАБЕЛЕЖКИ :

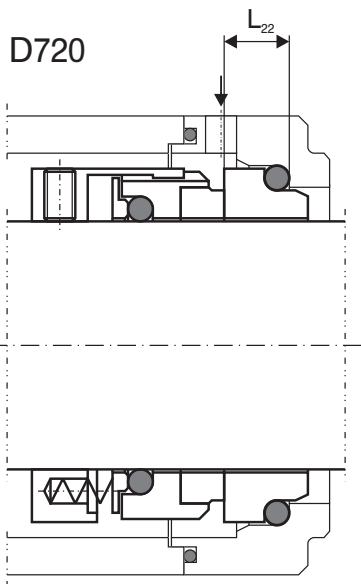
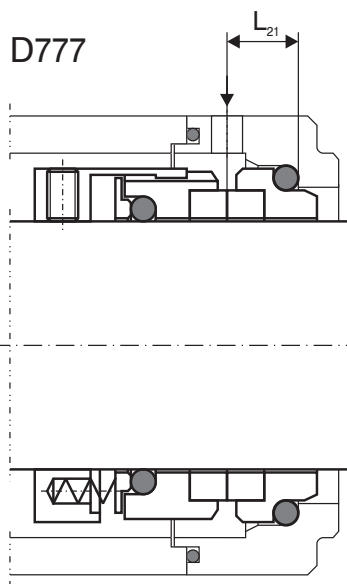
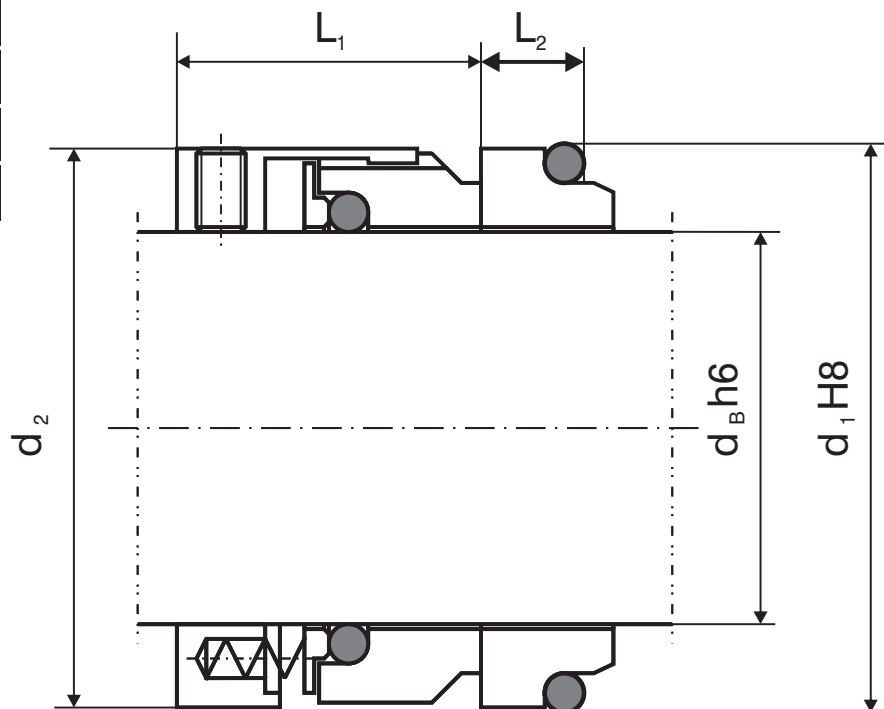
- Допустими монтажни отклонения на размера L - до $\pm 0,5$ мм.
- Уплътненията тип D720 и D777 се изработват за диаметър на вала над 50 мм.

ОСНОВНИ РАЗМЕРИ (мм)

d_B	d_1	d_2	L_1	L_2	L_{21}	L_{22}
18	30,0	33	26,0	8,0	-	-
20	35,0	35	26,0	7,5	-	-
22	35,0	37	26,0	7,5	-	-
24	38,0	39	28,5	7,5	-	-
25	38,0	40	28,5	7,5	-	-
28	42,0	43	31,0	9,0	-	-
30	45,0	45	31,0	10,5	-	-
32	48,0	47	31,0	10,5	-	-
33	50,0	48	31,0	10,5	-	-
35	52,0	50	31,0	11,0	-	-
38	55,0	55	31,0	10,3	-	-
40	58,0	57	31,0	10,8	-	-
43	62,0	60	31,0	12,0	-	-
45	64,0	62	31,0	11,6	-	-
48	68,4	65	31,0	11,6	-	-
50	69,3	67	32,5	11,6	14,3	14,3
53	72,3	70	32,5	12,3	14,3	14,3
55	75,4	72	32,5	13,3	15,3	15,3
58	78,4	79	37,5	13,3	15,3	15,3
60	80,4	81	37,5	13,3	15,3	15,3
63	83,4	84	37,5	13,3	15,3	15,3
65	85,4	86	37,5	13,0	15,3	15,3
68	91,5	89	34,5	13,7	16,3	16,3
70	92,0	91	42,0	13,0	15,3	15,3
75	99,0	99	42,0	14,0	16,3	16,3
80	104,0	104	41,8	15,0	16,3	16,3
85	109,0	109	41,8	14,8	17,3	17,3
90	114,0	114	46,8	14,8	17,3	17,3
95	120,3	119	47,8	15,8	18,3	18,3
100	123,3	124	47,8	15,8	18,3	18,3

D700

single
mechanical
seal



BASIC DIMENSIONS /mm/

d_B	d_1	d_2	L_1	L_2	L_{21}	L_{22}
18	30,0	33	26,0	8,0	-	-
20	35,0	35	26,0	7,5	-	-
22	35,0	37	26,0	7,5	-	-
24	38,0	39	28,5	7,5	-	-
25	38,0	40	28,5	7,5	-	-
28	42,0	43	31,0	9,0	-	-
30	45,0	45	31,0	10,5	-	-
32	48,0	47	31,0	10,5	-	-
33	50,0	48	31,0	10,5	-	-
35	52,0	50	31,0	11,0	-	-
38	55,0	55	31,0	10,3	-	-
40	58,0	57	31,0	10,8	-	-
43	62,0	60	31,0	12,0	-	-
45	64,0	62	31,0	11,6	-	-
48	68,4	65	31,0	11,6	-	-
50	69,3	67	32,5	11,6	14,3	14,3
53	72,3	70	32,5	12,3	14,3	14,3
55	75,4	72	32,5	13,3	15,3	15,3
58	78,4	79	37,5	13,3	15,3	15,3
60	80,4	81	37,5	13,3	15,3	15,3
63	83,4	84	37,5	13,3	15,3	15,3
65	85,4	86	37,5	13,0	15,3	15,3
68	91,5	89	34,5	13,7	16,3	16,3
70	92,0	91	42,0	13,0	15,3	15,3
75	99,0	99	42,0	14,0	16,3	16,3
80	104,0	104	41,8	15,0	16,3	16,3
85	109,0	109	41,8	14,8	17,3	17,3
90	114,0	114	46,8	14,8	17,3	17,3
95	120,3	119	47,8	15,8	18,3	18,3
100	123,3	124	47,8	15,8	18,3	18,3

NOTES:

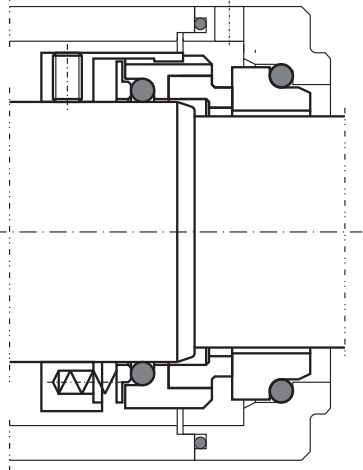
- Permissible installing deviations $L (L_1 + L_2) - \pm 0,5 \text{ mm}$.
- Seals with faces D720 and D777 are produced for shaft diameters of 50mm.

D7P

single
mechanical
seal

Hydraulically balanced, with a spring kit,
independent of the rotation direction.

D720P



D777P

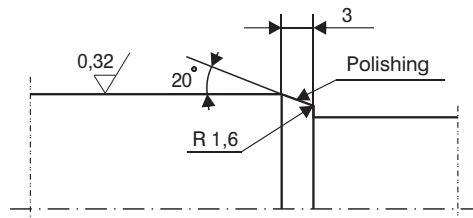
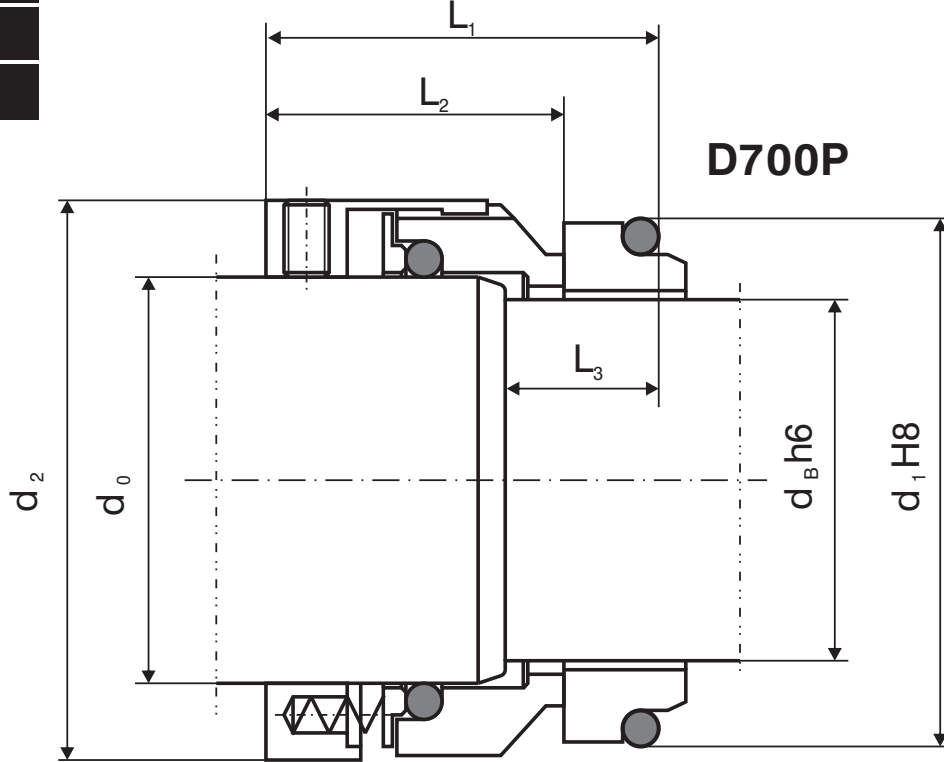
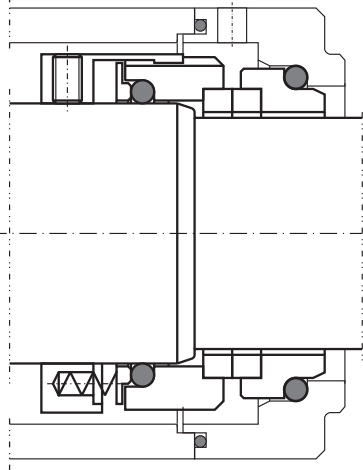


fig. 1

NOTES:

- Permissible installing deviations L +/- 0,5 mm.
- Seals with faces D720 and D777 are produced for shaft diameters of 50mm.
- The shaft or the sleeve should be performed as shown on the fig.1

BASIC DIMENSIONS /mm/

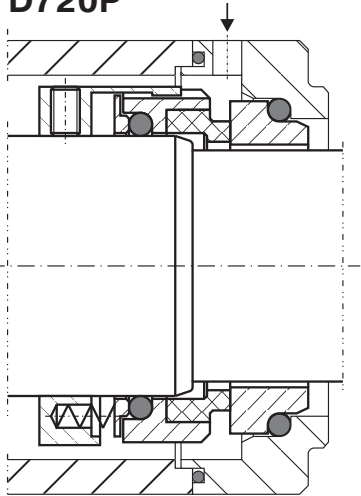
d_B	d_0	d_1	d_2	L_1	L_2	L_3
14	18	25	32	42,5	30,5	18
16	20	27	34	42,5	30,5	18
18	22	33	36	45,0	31,5	20
20	24	35	38	45,0	31,5	20
22	26	37	40	45,0	31,5	20
24	28	39	42	47,5	34,2	20
25	30	40	44	47,5	34,5	20
28	33	43	47	50,0	37,5	20
30	35	45	49	50,0	38,0	20
32	38	48	54	50,0	38,0	20
33	38	48	54	50,0	38,0	20
35	40	50	56	50,0	38,0	20
38	43	56	59	52,5	39,5	23
40	45	58	61	52,5	39,5	23
43	48	61	64	52,5	39,5	23
45	50	63	66	52,5	39,5	23
48	53	66	69	52,5	39,5	23
50	55	70	71	57,5	44,0	25
53	58	73	78	57,5	44,0	25
55	60	75	80	57,5	44,0	25
58	63	78	83	62,5	49,0	25
60	65	80	85	62,5	49,0	25
63	68	83	88	62,5	49,0	25
65	70	85	90	62,5	49,0	25
70	75	92	95	70,0	55,5	28
75	80	97	104	70,0	55,5	28
80	85	105	109	70,0	55,0	28
85	90	110	114	75,0	60,0	28
90	95	115	119	75,0	60,0	28
95	100	120	124	75,0	60,0	28
100	105	125	129	75,0	60,0	28

D7P

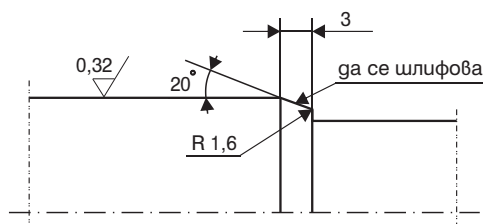
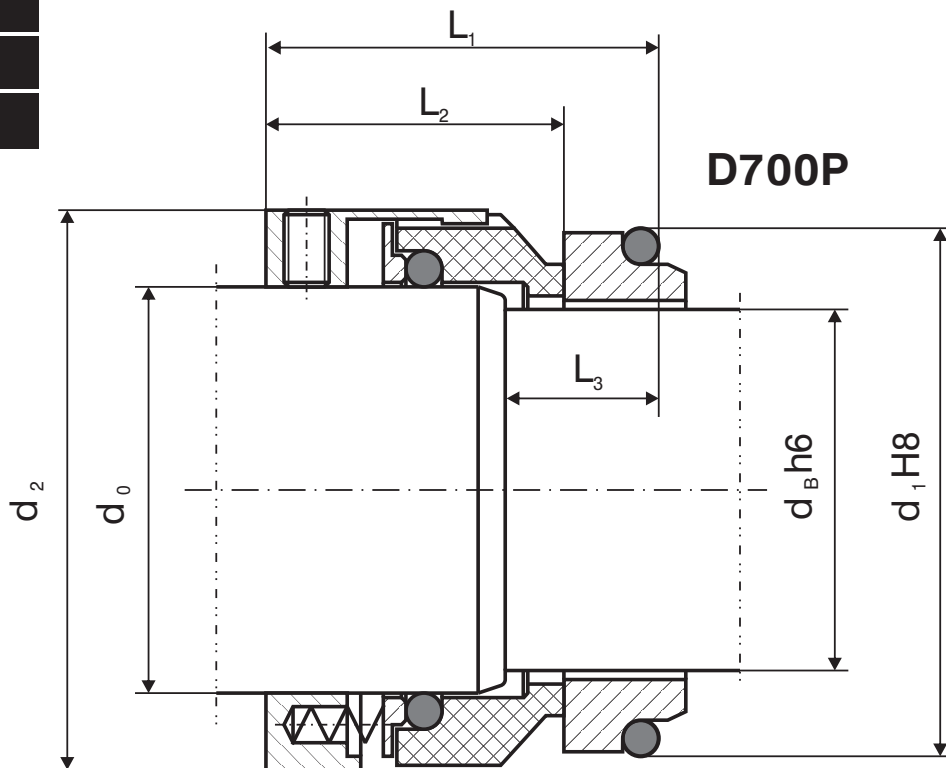
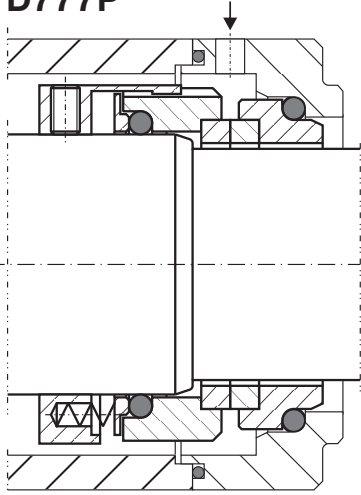
единично
механично
уплътнение

Разтоварено, с пакет пружини,
независимо от посоката на въртене.

D720P



D777P



фиг. 1

D700P

ОСНОВНИ РАЗМЕРИ (мм)

d_B	d_0	d_1	d_2	L_1	L_2	L_3
14	18	25	32	42,5	30,5	18
16	20	27	34	42,5	30,5	18
18	22	33	36	45,0	31,5	20
20	24	35	38	45,0	31,5	20
22	26	37	40	45,0	31,5	20
24	28	39	42	47,5	34,2	20
25	30	40	44	47,5	34,5	20
28	33	43	47	50,0	37,5	20
30	35	45	49	50,0	38,0	20
32	38	48	54	50,0	38,0	20
33	38	48	54	50,0	38,0	20
35	40	50	56	50,0	38,0	20
38	43	56	59	52,5	39,5	23
40	45	58	61	52,5	39,5	23
43	48	61	64	52,5	39,5	23
45	50	63	66	52,5	39,5	23
48	53	66	69	52,5	39,5	23
50	55	70	71	57,5	44,0	25
53	58	73	78	57,5	44,0	25
55	60	75	80	57,5	44,0	25
58	63	78	83	62,5	49,0	25
60	65	80	85	62,5	49,0	25
63	68	83	88	62,5	49,0	25
65	70	85	90	62,5	49,0	25
70	75	92	95	70,0	55,5	28
75	80	97	104	70,0	55,5	28
80	85	105	109	70,0	55,0	28
85	90	110	114	75,0	60,0	28
90	95	115	119	75,0	60,0	28
95	100	120	124	75,0	60,0	28
100	105	125	129	75,0	60,0	28

ЗАБЕЛЕЖКИ :

- Допустими монтажни отклонения на размера L_1 - до +/- 0,5 мм.
- Стъпката на вала или защитната втулка да бъде изпълнена съгласно фиг.1

D7S

единично

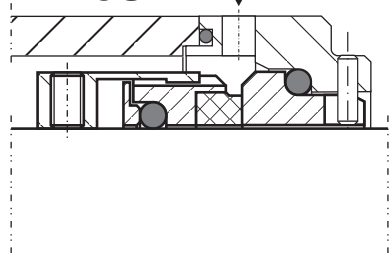
механично

уплътнение

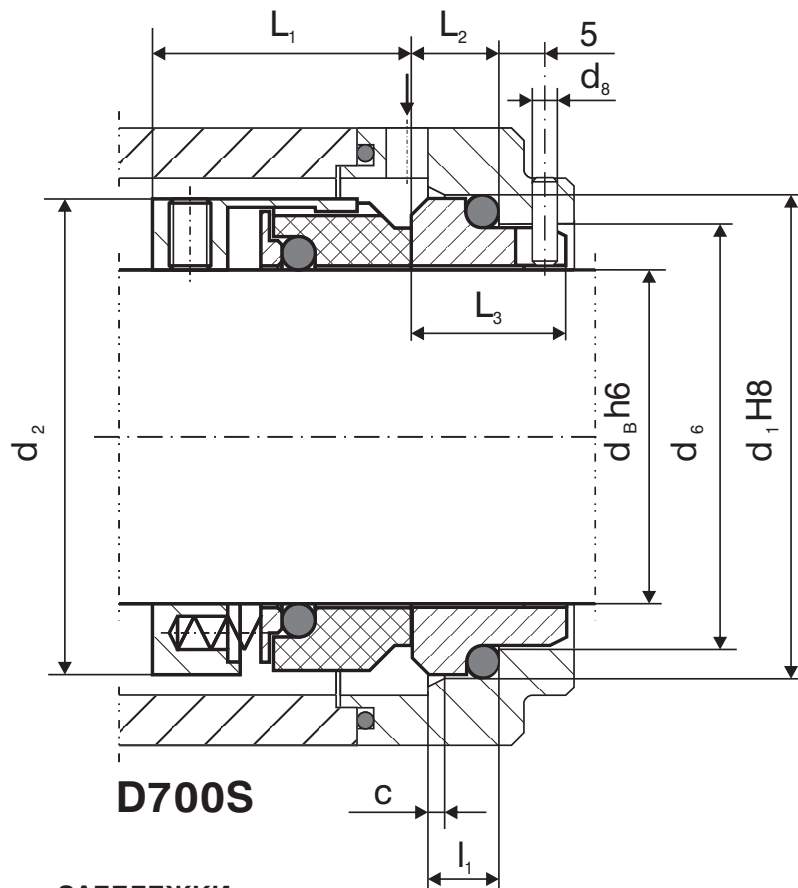
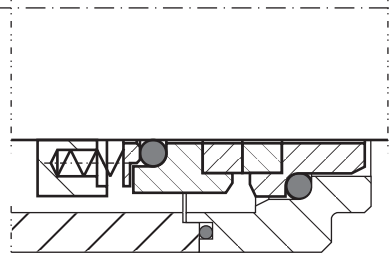
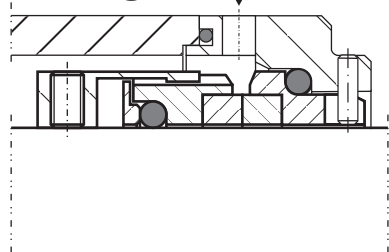
Неразтоварено, с пакет пружини,
независимо от посоката на въртене.

С размери по DIN 24 960

D720S



D777S



ЗАБЕЛЕЖКИ :

- Допустими монтажни отклонения на размера L - го +/- 0,5 мм.
- Уплътненията тип D720 и D777 се изработват за диаметър на вала над 50 мм.

ОСНОВНИ РАЗМЕРИ (мм)

d_B	d_1	d_2	d_6	L_1	L_2	L_3	l_1	C	d_8
18	33	33	27	26,0	11,5	19,5	7,0	2,0	3
20	35	35	29	26,0	11,5	19,5	7,0	2,0	3
22	37	37	31	26,0	11,5	19,5	7,0	2,0	3
24	39	39	33	28,5	11,5	19,5	7,0	2,0	3
25	40	40	34	28,5	11,5	19,5	7,0	2,0	3
28	43	43	37	31,0	11,5	19,5	7,0	2,0	3
30	45	45	39	31,0	11,5	19,5	7,0	2,0	3
32	48	47	42	31,0	11,5	19,5	7,0	2,0	3
33	48	48	42	31,0	11,5	19,5	7,0	2,0	3
35	50	50	44	31,0	11,5	19,5	7,0	2,0	3
38	56	55	49	31,0	14,0	22,0	8,0	2,0	4
40	58	57	51	31,0	14,0	22,0	8,0	2,0	4
43	61	60	54	31,0	14,0	22,0	8,0	2,0	4
45	63	62	56	31,0	14,0	22,0	8,0	2,0	4
48	66	65	59	31,0	14,0	22,0	8,0	2,0	4
50	70	67	62	32,5	15,0	23,0	8,5	2,5	4
53	73	70	65	32,5	15,0	23,0	8,5	2,5	4
55	75	72	67	32,5	15,0	23,0	8,5	2,5	4
58	78	79	70	37,5	15,0	23,0	8,5	2,5	4
60	80	81	72	37,5	15,0	23,0	8,5	2,5	4
63	83	84	75	37,5	15,0	23,0	8,5	2,5	4
65	85	86	77	37,5	15,0	23,0	8,5	2,5	4
68	90	89	81	34,5	18,0	26,0	9,5	2,5	4
70	92	91	83	42,0	18,0	26,0	9,5	2,5	4
75	97	99	88	42,0	18,0	26,0	9,5	2,5	4
80	105	104	95	41,8	18,2	26,2	10,0	3,0	4
85	110	109	100	41,8	18,2	26,2	10,0	3,0	4
90	115	114	105	46,8	18,2	26,2	10,0	3,0	4
95	120	119	110	47,8	17,2	25,2	10,0	3,0	4
100	125	124	115	47,8	17,2	25,2	10,0	3,0	4

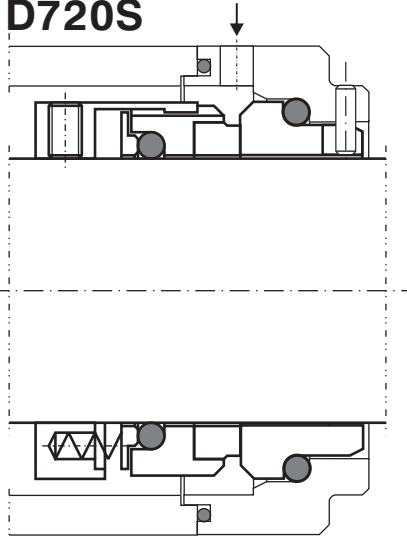
D7S

single mechanical seal

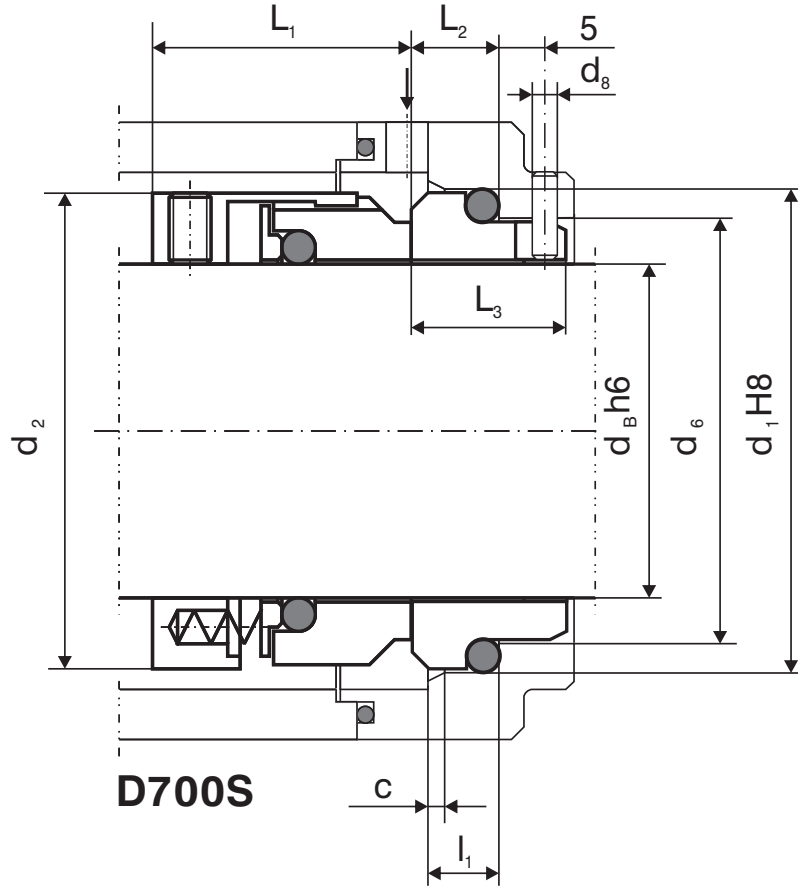
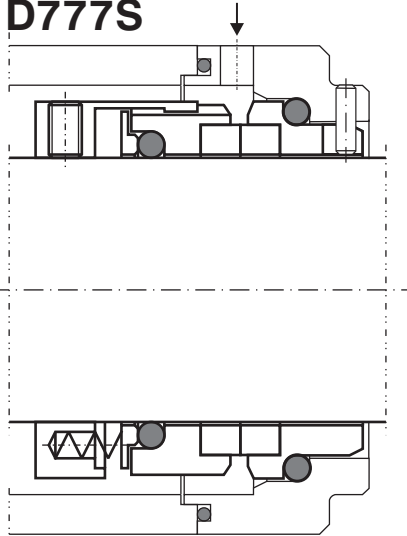
Hydraulically non-balanced, with a spring kit,
with no definite rotation direction.

Seal sizes complying to the requirements
of DIN 24 960

D720S



D777S



D700S

BASIC DIMENSIONS /mm/

d_B	d_1	d_2	d_6	L_1	L_2	L_3	l_1	C	d_8
18	33	33	27	26,0	11,5	19,5	7,0	2,0	3
20	35	35	29	26,0	11,5	19,5	7,0	2,0	3
22	37	37	31	26,0	11,5	19,5	7,0	2,0	3
24	39	39	33	28,5	11,5	19,5	7,0	2,0	3
25	40	40	34	28,5	11,5	19,5	7,0	2,0	3
28	43	43	37	31,0	11,5	19,5	7,0	2,0	3
30	45	45	39	31,0	11,5	19,5	7,0	2,0	3
32	48	47	42	31,0	11,5	19,5	7,0	2,0	3
33	48	48	42	31,0	11,5	19,5	7,0	2,0	3
35	50	50	44	31,0	11,5	19,5	7,0	2,0	3
38	56	55	49	31,0	14,0	22,0	8,0	2,0	4
40	58	57	51	31,0	14,0	22,0	8,0	2,0	4
43	61	60	54	31,0	14,0	22,0	8,0	2,0	4
45	63	62	56	31,0	14,0	22,0	8,0	2,0	4
48	66	65	59	31,0	14,0	22,0	8,0	2,0	4
50	70	67	62	32,5	15,0	23,0	8,5	2,5	4
53	73	70	65	32,5	15,0	23,0	8,5	2,5	4
55	75	72	67	32,5	15,0	23,0	8,5	2,5	4
58	78	79	70	37,5	15,0	23,0	8,5	2,5	4
60	80	81	72	37,5	15,0	23,0	8,5	2,5	4
63	83	84	75	37,5	15,0	23,0	8,5	2,5	4
65	85	86	77	37,5	15,0	23,0	8,5	2,5	4
68	90	89	81	34,5	18,0	26,0	9,5	2,5	4
70	92	91	83	42,0	18,0	26,0	9,5	2,5	4
75	97	99	88	42,0	18,0	26,0	9,5	2,5	4
80	105	104	95	41,8	18,2	26,2	10,0	3,0	4
85	110	109	100	41,8	18,2	26,2	10,0	3,0	4
90	115	114	105	46,8	18,2	26,2	10,0	3,0	4
95	120	119	110	47,8	17,2	25,2	10,0	3,0	4
100	125	124	115	47,8	17,2	25,2	10,0	3,0	4

NOTES:

- Permissible installing deviations L +/- 0,5 mm.
- Seals with faces D720S and D777S are produced for shaft diameters of 50mm.