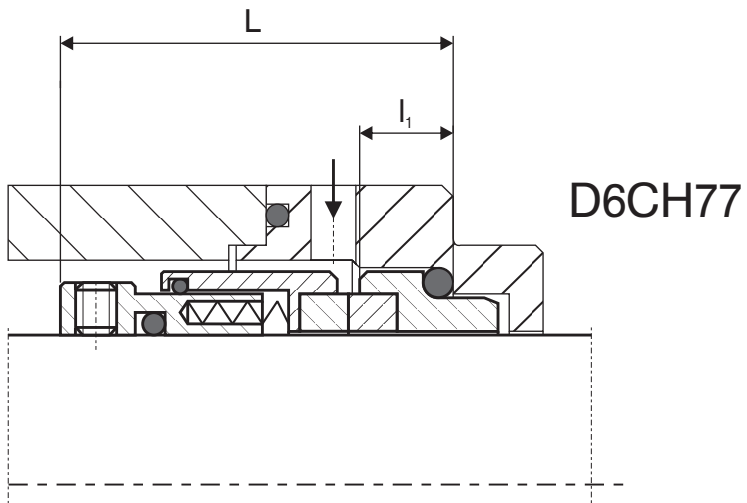
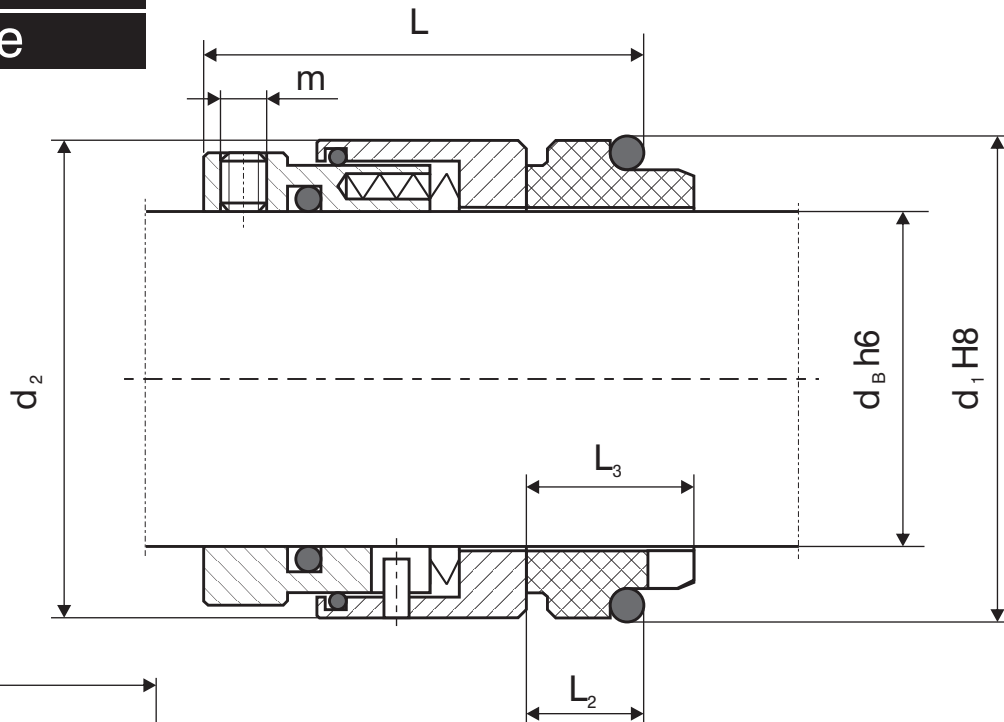


D6CH

единично

механично

уплътнение



ОСНОВНИ РАЗМЕРИ (мм)

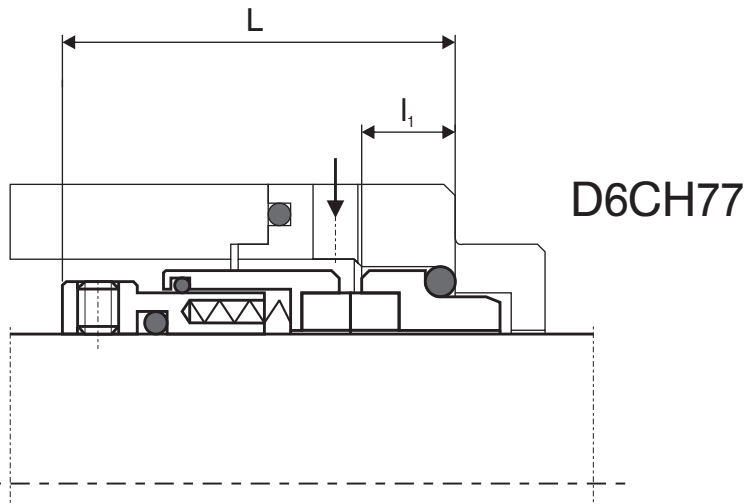
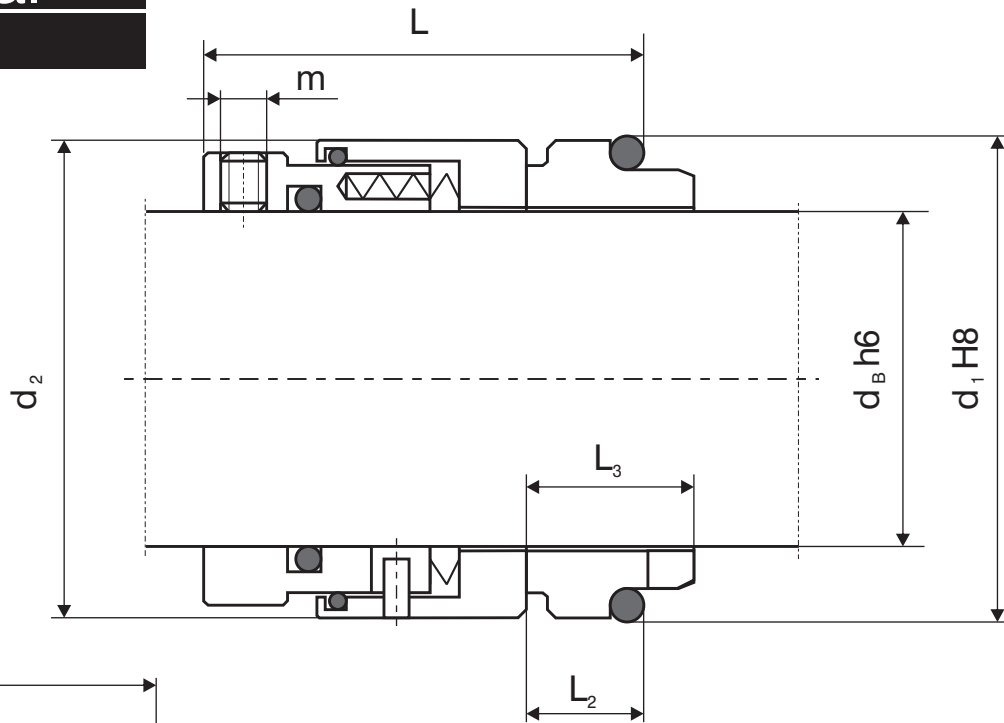
d_B	d_1	d_2	L	L_2	L_3	l_1	m
18	33	32	37,5	11,5	19,5	5	M4
20	35	34	37,5	11,5	19,5	5	M4
22	37	36	37,5	11,5	19,5	5	M4
24	39	38	40,0	11,5	19,5	5	M5
25	40	39	40,0	11,5	19,5	5	M5
28	43	42	42,5	11,5	19,5	5	M5
30	45	44	42,5	11,5	19,5	5	M5
32	48	47	42,5	11,5	19,5	5	M5
33	48	47	42,5	11,5	19,5	5	M5
35	50	49	42,5	11,5	19,5	5	M5
38	56	54	45,0	14,0	22,0	6	M5
40	58	56	45,0	14,0	22,0	6	M5
43	61	59	45,0	14,0	22,0	6	M5
45	63	61	45,0	14,0	22,0	6	M5
48	66	64	45,0	14,0	22,0	6	M5
50	70	66	47,5	15,0	23,0	6	M6
53	73	69	47,5	15,0	23,0	6	M6
55	75	71	47,5	15,0	23,0	6	M6
58	78	78	52,5	15,0	23,0	6	M6
60	80	80	52,5	15,0	23,0	6	M6
63	83	83	52,5	15,0	23,0	6	M6
65	85	85	52,5	15,0	23,0	6	M6
68	90	88	52,5	18,0	26,0	7	M6
70	92	90	60,0	18,0	26,0	7	M6
75	97	99	60,0	18,0	26,0	7	M8
80	105	104	60,0	18,2	26,2	7	M8
85	110	109	60,0	18,2	26,2	7	M8
90	115	114	65,0	18,2	26,2	7	M8
95	120	119	65,0	17,2	25,2	7	M8
100	125	124	65,0	17,2	25,2	7	M8

ЗАБЕЛЕЖКИ :

- Допустими монтажни отклонения на размера L - до +/- 0,5 мм.

D6CH

single
mechanical
seal



NOTES:

- Permissible installing deviations of the L dimension up to $\pm 0,5$ mm

BASIC DIMENSIONS /mm/

d_B	d_1	d_2	L	L_2	L_3	l_1	m
18	33	32	37,5	11,5	19,5	5	M4
20	35	34	37,5	11,5	19,5	5	M4
22	37	36	37,5	11,5	19,5	5	M4
24	39	38	40,0	11,5	19,5	5	M5
25	40	39	40,0	11,5	19,5	5	M5
28	43	42	42,5	11,5	19,5	5	M5
30	45	44	42,5	11,5	19,5	5	M5
32	48	47	42,5	11,5	19,5	5	M5
33	48	47	42,5	11,5	19,5	5	M5
35	50	49	42,5	11,5	19,5	5	M5
38	56	54	45,0	14,0	22,0	6	M5
40	58	56	45,0	14,0	22,0	6	M5
43	61	59	45,0	14,0	22,0	6	M5
45	63	61	45,0	14,0	22,0	6	M5
48	66	64	45,0	14,0	22,0	6	M5
50	70	66	47,5	15,0	23,0	6	M6
53	73	69	47,5	15,0	23,0	6	M6
55	75	71	47,5	15,0	23,0	6	M6
58	78	78	52,5	15,0	23,0	6	M6
60	80	80	52,5	15,0	23,0	6	M6
63	83	83	52,5	15,0	23,0	6	M6
65	85	85	52,5	15,0	23,0	6	M6
68	90	88	52,5	18,0	26,0	7	M6
70	92	90	60,0	18,0	26,0	7	M6
75	97	99	60,0	18,0	26,0	7	M8
80	105	104	60,0	18,2	26,2	7	M8
85	110	109	60,0	18,2	26,2	7	M8
90	115	114	65,0	18,2	26,2	7	M8
95	120	119	65,0	17,2	25,2	7	M8
100	125	124	65,0	17,2	25,2	7	M8